

## Head Alignment

1. Make sure that the power is turned on.
2. Load eight sheets of A4 or Letter-sized plain paper.
3. Print the print head alignment pattern.

-

1

-

1

0

4

1

-

1

2

4

2

6

0

0

0

0

0

0

0

0

0

0

0

-

1

-

1

0

4

1

-

1

2

4

2

6

0

0

0

0

0

0

0

0


0

0

0


-

1




-

1



0

0



0

0

0

-


1

-



1


2



0

0

0



0

0

-

1

-

1

0

4

1

-

1

2

4

2

6

0

0

0

0

0

0

0

0

0

0


0

-

1

-

1



Completed 1.10

